

SAN RAFFAELE

OCT & RETINA FORUM

10th

octforum.eu

MILAN
Nhow hotel

March 19-20
2026



I.R.C.C.S. Ospedale
San Raffaele

Gruppo San Donato



UniSR

Università Vita-Salute
San Raffaele

Under the auspices of



I.R.C.C.S. Ospedale
San Raffaele

Gruppo San Donato



UniSR

Università Vita-Salute
San Raffaele



S.I.R.
Società Italiana della Retina



UNIMORE
UNIVERSITÀ DEGLI STUDI DI
MODENA E REGGIO EMILIA

CONGRESS PRESIDENT

Professor Francesco Bandello

Professor and Chairman

Department of Ophthalmology

University Vita-Salute,

San Raffaele Scientific Institute, Milan, Italy

SCIENTIFIC SECRETARIAT

Professor Giuseppe Querques

Chairman - Ophthalmology Unit

Policlinic of Modena

Department of Surgical, Medical, Dental and Morphological Sciences

UNIMORE - University of Modena and Reggio Emilia - Modena, Italy

FACULTY

Adan Alfredo - Barcellona, Spain
Arnold Jennifer - Sidney, Australia
Arrigo Alessandro - Milano, Italy
Avitabile Teresio - Catania, Italy
Bacherini Daniela - Firenze, Italy
Bandello Francesco - Milano, Italy
Battaglia Parodi Maurizio - Milano, Italy
Borrelli Enrico - Torino, Italy
Boscia Francesco - Bari, Italy
Capuano Vittorio - Créteil, France
Carnevali Adriano - Catanzaro, Italy
Chakravarthy Usha - Belfast, UK
Cheung Gemmy - Singapore, Singapore
Cicinelli Maria Vittoria - Milano, Italy
Cimino Luca - UNIMORE, Modena, Italy
Coppola Michele - Milano, Italy
Cortesi Paolo Angelo - Milano, Italy
D'Esposito Fabiana - Enna, Italy
Da Cruz Lyndon - London, UK
Gaudric Alain - Paris, France
Giovannini Alfonso - Bologna, Italy
Govetto Andrea - Varese, Italy
Guarnaccia Giuseppe - Lugano, Switzerland
Introini Ugo - Milano, Italy
Invernizzi Alessandro - Milano, Italy
Jampol Lee Merrill - Chicago, USA
Lanzetta Paolo - Udine, Italy
Lattanzio Rosangela - Milano, Italy
Loewenstein Anat - Tel Aviv, Israel
Lupidi Marco - Perugia, Italy
Malachkova Nataliia - Kyiv, Ukraine
Mariotti Cesare - Ancona, Italy
Marques Inês - Coimbra, Portugal
Mastropasqua Leonardo - Chieti, Italy

Mastropasqua Rodolfo - Pescara, Italy
Midena Edoardo - Padova, Italy
Miserocchi Elisabetta - Milano, Italy
Ohno-Matsui Kyoko - Tokyo, Japan
Parravano Mariacristina - Roma, Italy
Pece Alfredo - Milano, Italy
Pierro Luisa - Milano, Italy
Primavera Vito - Bari, Italy
Pulido Jose - Philadelphia, USA
Querques Giuseppe - Modena, Italy
Reibaldi Michele - Torino, Italy
Rizzo Stanislao - Roma, Italy
Romano Mario - Milano, Italy
Rosenfeld Philip J. - Miami, USA
Rossi Tommaso - Roma, Italy
Sacconi Riccardo - Milano, Italy
Sadda Srinivas - Los Angeles, USA
Sarraf David - Los Angeles, USA
Savastano Maria Cristina - Roma, Italy
Schmidt-Erfurth Ursula - Vienna, Austria
Staurenghi Giovanni - Milano, Italy
Ting Daniel - Singapore, Singapore
Tufail Adnan - London, UK
Vadalà Maria - Palermo, Italy
Verdina Tommaso - Modena, Italy
Viggiano Pasquale - Bari, Italy
Viola Francesco - Milano, Italy
Vujosevic Stela - Milano, Italy
Wong Tien Yin - Singapore, Singapore
Yu Seung Young - Seoul, South Korea
Zarbin Marco - Newark, USA
Zinkernagel Martin - Bern, Switzerland

THURSDAY March 19, 2026

10:15 - 12:30

MEETING ROOM NEW YORK

CLINICAL CASES

Chairpersons: *F. Bandello, A. Gaudric, G. Querques, S.Y. Yu, M. Zarbin*

- 10:15 - 10:22 **Neovascular maculopathy after laser 2RT in a young myopic patient**
A. Magrini
- 10:22 - 10:29 **En-face imaging of post-operative demarcation lines in rhegmatogenous retinal detachment: implications for visual recovery**
L. Padovani
- 10:29 - 10:36 **Neurosensory detachment as a presenting feature of punctate inner choroidopathy: a case report**
A. Celia
- 10:36 - 10:43 **The cracked mirror of the retina: unveiling angioid streaks with macular neovascularization**
C. De Santis
- 10:43 - 10:50 **Acute visual loss after a flu-like episode: a case of unilateral acute idiopathic maculopathy**
F. Lo Cascio
- 10:50 - 10:57 **Multimodal management of IRVAN occlusive retinal vasculitis complicated by bilateral neovascular glaucoma**
A. P. Di Cristofano
- 10:57 - 11:04 **A case of neonatal lipemia retinalis**
D. Martinuzzi
- 11:04 - 11:11 **Bilateral asymmetric West Nile Virus Chorioretinitis complicated by macular edema: a case report**
G. De Rosa
- 11:11 - 11:18 **An unexpected finding in stargardt disease**
C. Ballabio
- 11:18 - 11:25 **Diagnostic challenges in coexisting macular choroidal nevus and age-related macular degeneration: a multimodal imaging analysis**
C. Busoni
- 11:25 - 11:32 **A diagnostic dilemma: inflammatory ocular disease or paraneoplastic manifestation?**
A. Speranzini

- 11:32 - 11:39 **A clue beyond the eye in a case of pseudo-optic pit macular syndrome**
S. Gravina
- 11:39 - 11:46 **Comprehensive management of infectious posterior uveitis with vision loss and macular involvement: integration of targeted antimicrobial and adjunctive immunosuppressive therapy**
D. Cielo
- 11:46 - 11:53 **Longitudinal multimodal imaging in diabetic papillopathy: the impact of pregnancy on disease progression**
C. Molin
- 11:53 - 12:00 **Choroidal neovascularization associated with optic nerve head drusen: a case report**
S. Gritti
- 12:00 - 12:07 **Unilateral idiopathic retinal vasculitis aneurysms and neuroretinitis (IRVAN) syndrome treated with a Dexamethasone implant and focal laser photocoagulation: a case report.**
M. Fantuzzi
- 12:07 - 12:14 **CNV and macular retinoschisis in LCHAD deficiency associated chorioretinal atrophy**
L. Vespi
- 12:14 - 12:21 **Case report: OCT based diagnostic and therapeutic approach in adult-onset coats disease with chronic refractory macular edema**
D. Giannini
- 12:21 - 12:28 **An unusual case of unilateral acute idiopathic maculopathy in a young patient**
A. Vicari

12:30 - 13:15

LUNCH BREAK

13:15 - 13:40

EXHIBITION AREA TOUR

with Professor Francesco Bandello and Professor Giuseppe Querques

13:45 - 14:00

MEETING ROOM NEW YORK

INTRODUCTION

F. Bandello, G. Querques

14:00 - 15:10

MEETING ROOM NEW YORK

VASCULOPATHIES AND GENETICS

Chairpersons: *A. Loewenstein, F. Viola*

Panel: *F. Boscia, F. D'Esposito*

- 14:00 - 14:10 **Redefining the role of cystoid maculopathy in retinitis pigmentosa**
A. Arrigo
- 14:10 - 14:20 **Macular neovascularization in best vitelliform macular dystrophy**
M. Battaglia Parodi
- 14:20 - 14:30 **Pachyvitelliform maculopathy: prevalence, clinical features and natural history**
U. Introni
- 14:30 - 14:40 **High-dose Aflibercept in macular edema due to retinal vein occlusion**
R. Lattanzio
- 14:40 - 14:50 **Photoreceptor integrity as surrogate of retinal sensitivity in chronic central serous chorioretinopathy**
M. Lupidi
- 14:50 - 15:00 **Predicting postoperative outcomes in retinal surgery: AI chatbots VS clinical reality**
A. Loewenstein
- 15:00 - 15:10 **Discussion on the topics above mentioned of the faculty involved**


15:10 - 16:10

MEETING ROOM NEW YORK

AMD 1

Chairpersons: *U. Chakravarthy, P. Lanzetta*

Panel: *V. Capuano, A. Carnevali*

- 15:10 - 15:20 **SPECTRUM: early data from a global real-world study of aflibercept 8 mg in neovascular age-related macular degeneration**
P. Lanzetta
- 15:20 - 15:30 **AI and DME: diagnostic-therapeutic phenotypes and their application in clinical practice**
E. Midena
- 15:30 - 15:40 **Type 4 MNV: a new member of the OCT classification of neovascular AMD**
D. Sarraf - 
- 15:40 - 15:50 **OCT and OCTA characterization of fibrovascular pigment epithelial detachments**
U. Chakravarthy
- 15:50 - 16:00 **Biomarkers associated with the development of macular atrophy in neovascular AMD**
E. Borrelli
- 16:00 - 16:10 **Discussion on the topics above mentioned of the faculty involved**

16:10 - 16:30

COFFEE BREAK



REMOTE CONNECTION

16:30 - 17:30

MEETING ROOM NEW YORK

SURGERY

Chairpersons: *S. Rizzo, M. Romano*

Panel: *T. Avitabile, M. Coppola, C. Mariotti*

- 16:30 - 16:40 **Bridging the gap: an innovative approach for refractory macular holes**
R. Mastropasqua
- 16:40 - 16:50 **Intraoperative OCT-Enface in epiretinal membrane: new tool for new performance**
S. Rizzo
- 16:50 - 17:00 **Intraocular cyst formation in macular edema: pathophysiological insights and surgical management strategies**
M. Romano
- 17:00 - 17:10 **Intraoperative use of OCT**
T. Rossi
- 17:10 - 17:20 **Dissociated optic nerve fiber layer: novel insight on pathophysiology and clinical relevance**
A. Govetto
- 17:20 - 17:30 **Discussion on the topics above mentioned of the faculty involved**

17:30 - 18:30

VISIT TO THE POSTER AREA

17:30 - 18:30

MEETING ROOM PARIGI

AFTERNOON SYMPOSIUM

with the unrestricted educational grant of Bayer



CONFIDENCE THROUGH EXPERIENCE WITH AFLIBERCEPT 8MG

Chairperson: *F. Boscia*

- 17:30-17:50 **From data to decisions**
S. Vujosevic
- 17:50-18:10 **Exploring the full potential: can we do better by switching?**
A. Invernizzi
- 18:10-18:30 **A maximizing efficiency in maculopathy treatment: a pharmaco-economic perspective**
P. Cortesi

FRIDAY March 20, 2026

08:00 - 09:00

MEETING ROOM MADRID

BREAKFAST MEETING

with the unrestricted educational grant of DOC



MITOCHONDRIA: RETINAL BIOENERGETIC HEART

Chairperson: *G. Querques*

08:00 - 09:00

Clinical approach

R. Sacconi, T. Verdina

09:00 - 10:00

MEETING ROOM NEW YORK

AI

Chairpersons: *D. Ting, T.Y. Wong*

Panel: *A. Pece*

09:00 - 09:10

OCT/OCT-A predictors discerning progression from iAMD to type 1 versus type 3 MNV

R. Sacconi

09:10 - 09:20

Current progress in AI and LLM for retina disease management

T.Y. Wong

09:20 - 09:30

A new imaging technique

J. Pulido

09:30 - 09:40

Automated PVD detection in OCT scans

M. Zinkernagel

09:40 - 09:50

AI in retina: what's next in 2026?

D. Ting

09:50 - 10:00

Discussion on the topics above mentioned of the faculty involved

10:00 - 11:00

MEETING ROOM NEW YORK

DIABETES

Chairpersons: *L.M. Jampol, M. Zarbin*

Panel: *N. Malachkova, M. Reibaldi*

- 10:00 - 10:10 **Understanding the progression of diabetic retinopathy**
I. Marques, J. Cunha-Vaz †
- 10:10 - 10:20 **Update from the DRCR retina network**
L.M. Jampol
- 10:20 - 10:30 **Microvascular changes in diabetic retinopathy after anti-VEGF treatment**
M. Parravano
- 10:30 - 10:40 **Novel concepts in neurovascular unit impairment in diabetic retinopathy**
S. Vujosevic
- 10:40 - 10:50 **Impact of faricimab on DME treatment burden in a university hospital clinic**
M. Zarbin
- 10:50 - 11:00 **Discussion on the topics above mentioned of the faculty involved**

11:00 - 11:30


COFFEE BREAK

11:30 - 12:30

MEETING ROOM NEW YORK

AMD 2

Chairpersons: *G. Cheung, S.Y. Yu*
Panel: *G. Guarnaccia, V. Primavera*

- 11:30 - 11:40 **Topographic prediction of geographic atrophy progression using En Face OCT and Fundus Autofluorescence Imaging**
S.Y. Yu
- 11:40 - 11:50 **Targeted MP to evaluate retinal function in GA**
U. Schmidt-Erfurth
- 11:50 - 12:00 **Incidence of macular neovascularization and geographic atrophy in fellow eyes of neovascular AMD patients: a 3-year study in an Asian cohort**
G. Cheung
- 12:00 - 12:10 **Balloon angioplasty of the ophthalmic artery for the treatment of late AMD**
P.J. Rosenfeld - 
- 12:10 - 12:20 **Multicentric study-results of intravitreal CORD blood injection in Dry-AMD**
M.C. Savastano
- 12:20 - 12:30 **Discussion on the topics above mentioned of the faculty involved**

12:30 - 13:00

MEETING ROOM NEW YORK

ROSARIO BRANCATO RETINA AWARD: PRESENTATION AWARD CEREMONY

Chairpersons: *F. Bandello, J. Arnold* , *G. Cheung, J. Cunha-Vaz †, L.M. Jampol, J. Pulido*

Presentation of the case by the winner



REMOTE CONNECTION

13:10 - 14:30

LUNCH BREAK

13:10 - 14:30

MEETING ROOM MADRID

LUNCH SYMPOSIUM

with the unrestricted educational grant of Roche



RAPID DRYING WITH FARICIMAB DRIVING A SUSTAINED DISEASE CONTROL

Chairpersons: *M. Parravano, F. Viola*

13:10 - 13:50 **Real world long lasting efficacy in nAMD**
R. Sacconi

13:50 - 14:30 **Vascular stability for sustained outcomes in retinal vascular diseases**
M. Vadalà

13:10 - 14:30

MEETING ROOM PARIGI

LUNCH SYMPOSIUM

with the unrestricted educational grant of Zeiss



RETINA DEEP DIVE: COMPLEX CASES DISCUSSION BASED ON ADVANCED RETINAL IMAGING

Chairpersons: *G. Querques, G. Staurenghi*

Speakers: *D. Bacherini, A. Carnevali, M.C. Savastano, P. Viggiano*

14:40 - 15:10

MEETING ROOM NEW YORK

BEST POSTER SESSION

Chairpersons: *F. Bandello, G. Querques*

- 14:40 - 14:46 **High-resolution optical coherence tomography assessment of the outer retina in extensive macular atrophy with pseudodrusen-like appearance**
A. Quarta
- 14:46 - 14:52 **Seeing the risk: behavioral benefits of AI-assisted retinal screening in type 1 Diabetes**
L. Ilavska
- 14:52 - 14:58 **Changes in choroidal vascularization in neovascular age-related macular degeneration: a comparison between Faricimab, Brolucizumab, Aflibercept, and High-Dose Aflibercepto**
A. Lazzerini
- 14:58 - 15:10 **Discussion on the topics above mentioned of the faculty involved**

15:10 - 16:20

MEETING ROOM NEW YORK

UVEITIS AND MYOPIA

Chairpersons: *A. Adan, L. Da Cruz*

Panel: *L. Mastropasqua*

- 15:10 - 15:20 **Latest advances and new findings in OCT in posterior noninfectious uveitis**
A. Adan
- 15:20 - 15:30 **Lesion localization in Punctate Inner Choroidopathy is guided by posterior curvature: a widefield OCT-based analysis**
M.V. Cicinelli
- 15:30 - 15:40 **Uveitis induced by check point inhibitors**
E. Miserocchi
- 15:40 - 15:50 **Myopic posterior pole retinal detachments**
L. Da Cruz
- 15:50 - 16:00 **A new nomenclature for myopic traction maculopathy**
A. Gaudric
- 16:00 - 16:10 **Ultrawidefield imaging in uveitis**
L. Cimino
- 16:10 - 16:20 **Discussion on the topics above mentioned of the faculty involved**


16:20 - 17:20

MEETING ROOM NEW YORK

IMAGING

Chairpersons: *S. Sadda, A. Tufail*

Panel: *A. Giovannini, G. Querques*

- 16:20 - 16:30 **Polarization-sensitive OCT imaging of peripapillary scleral fibers**
K. Ohno-Matsui 
- 16:30 - 16:40 **Integration of information from multimodal imaging: where OCT outperforms ultrasound and viceversa**
L. Pierro
- 16:40 - 16:50 **Choriocapillaris flow deficits in Alzheimer's disease**
S. Sadda
- 16:50 - 17:00 **Ellipsoid zone or outer nuclear layer: which is the most reliable marker for monitoring retinal function deterioration**
G. Staurenghi
- 17:00 - 17:10 **Autoimmune retinopathies: imaging phenotypes**
A. Tufail
- 17:10 - 17:20 **Discussion on the topics above mentioned of the faculty involved**

17:20 - 17:40

MEETING ROOM NEW YORK

FINAL DISCUSSION AND TAKE-HOME MESSAGE



REMOTE CONNECTION

ORGANIZING SECRETARIAT



AIM Group International - Milan Office
 Viale Enrico Forlanini, 23
 20134 Milan, Italy
 Ph. +39 02 566011
 octforum2026@aimgroup.eu
 www.octforum.eu

CONGRESS VENUE

Hotel Nhow Milano

Via Tortona 35
 20144 Milan, Italy

OPENING HOURS OF THE REGISTRATION DESK

The Organizing Secretariat desk will be at the participants' disposal at the congress venue according to the following schedule:

THURSDAY March 19, 2026

09:00 - 18:30

FRIDAY March 20, 2026

07:30 - 17:40

EXHIBITION

An onsite exhibition of pharmaceutical and technical products will take place in the congress venue.

LANGUAGE

The official language of the congress is English. Simultaneous translation will be provided (English to Italian). Headset for the translation are available for free. Delivery point is outside the New York room.

ACCESS TO THE CONGRESS

Participants are kindly requested to wear their badge during all congress activities. The badge will admit to the scientific sessions, exhibition area, coffee breaks and lunches.

Which colour is your badge?

- Participants
- Faculty
- Exhibitors

CUSTOMER SATISFACTION SURVEY & CERTIFICATE OF ATTENDANCE

At the end of the event, you will receive an online survey to score the main congress services. This will help us doing better in the future. At the end of the survey, you will be able to download your certificate of attendance.

Wi-Fi

Free Wi-Fi is available in the congress area.

NET: nhow

FREE WIFI

USERNAME: NH

PASSWORD: WIFI

CLOAKROOM

Cloakroom and luggage storage facilities are available in the congress venue.

INSURANCE

Congress organizers cannot accept liability for personal injuries or for loss of or damage to property belonging to congress participants, either during or as a result of the congress.

EXHIBITION AREA TOUR

Get the "Exhibition area tour card" at the registration desk and visit the booths to collect the exhibitors' stickers. We will draw 3 prizes among the cards that will be returned to the Organizing Secretariat within the lunch on Friday.

Do not miss the chance to get a special gift!

Thanks to all our Sponsors for their contribution
to the realization and success of the Congress

abbvie

Alcon

ALFA INTES

Alimera

BAUSCH+LOMB
See better. Live better.



BRUSCHETTINI
OCOPHARMIA & OPHTHALMIC DIVISION



DOC

**Eyecare
Clinic**

EssilorLuxottica

**FARMAPLUS
italia**

fidia

HealthTec
Medical Services

Intalight

MEDIWHITE

MICROLENS HT

MILOFTALMICA

NewTech SpA



**NORDIC
PHARMA**

Normeditec

ntc
Novelty Technology Care

OFFHEALTH

OM
A 2020 Vision
OFTALMEDICA

OPHTAGON

PICCIN

Polyoftalmica
strumenti per l'oftalmologia

Roche

SIFI
FAES FARMA
SIP

salmoiraghi & viganò

SIR oftalmica

**TOPCON
Healthcare**

VediVision

VISIONIX
INNOVATION TO UNLOCK YOUR POTENTIAL

VISUfarma
the eye health company

ZEISS

Thanks to our Partners

**EYE
DOCTOR**

FABIANO